


Wireless Keyboard & Mouse



Instruction Manual

iiglo®

1. Quick Start

1. Insert the USB Receiver into USB interface on computer.
2. Install AA batteries.
3. Ready to use!

PS: If you need to repair the keyboard pairing, press and hold "Esc + K" until the 3 LED indicators blink. The 3 LED indicators will stop blinking when the keyboard pairs successfully to the receiver. Ready to use!

2. Mechanical Specification

1. Material: ABS
2. Key stroke life: 8 million times (keyboard),
3 million times (mouse)
3. Environment Temperature
 - Working temperature: -5°C~50°C
 - Storage temperature: -10°C~50°C
4. Humidity Temperature
 - Working: 10%~85% RH 25°
 - Storage: 10%~95% RH 25°

3. Electric Specification

3.1 RF Specification

- Mouse DPI: 800/1200/1600
- Working distance: Up to 10 m.
The wireless range may vary slightly based on the computing conditions and environment.
- 6-month battery life.
The battery life experience may vary slightly based on the computing conditions.

3.2 Sleep mode

The keyboard/mouse enters sleep mode after inactivity.
Click any key to resume normal operation.

3.3 Low power indication







The 3 LED indicators on the keyboard blink simultaneously
6~8 seconds when the battery is low power.








3.4 USB Receiver

Interface: USB 2.0
Working voltage: 5V±5%
Working current: 100mA













4. Functionality Support

4.1. Separate Hot Keys

| Hot Key | Function |
|---|----------------|
|  | Volume Down |
|  | Volume Up |
|  | Mute |
|  | Previous Track |
|  | Play/Pause |
|  | Next Track |

| Hot Key | Function |
|---|-----------------------|
|  | Open Internet Browser |
|  | Back |
|  | Forward |
|  | Open Calculator |
|  | Open Folder |
|  | Open Search |
|  | Open Email |

4.2. Shortcuts

| Combinations | Function |
|--|-----------------------------------|
| Fn+F1  | Open Action Center (Win+A) |
| Fn+F2  | Open Task View (Alt+Tab) |
| Fn+F3  | Show the Desktop (Win+Tab) |
| Fn+F4  | Minimize All (Win+D) |
| Fn+F5  | Open Browser Favorites |
| Fn+F6  | Open Tab (Ctrl+T) |
| Fn+F7  | Close Tab (Ctrl+W) |
| Fn+F8  | Re-open Closed Tab (Ctrl+Shift+T) |
| Fn+F9  | Open Settings |
| Fn+F10  | Lock the Computer |
| Fn+F11  | Put the Computer to Sleep |
| Fn+F12  | Power off the Computer |

Model no: IIMK610WL

Imported by iiglo
Østre Kullerød 4, N-3241 Sandefjord, Norway
www.iiglo.com | Made in China

iiglo®