

SVIVE™

TRITON MINI
MECHANICAL RGB
GAMING KEYBOARD

READY TO PLAY

Imported by Svive, Østre Kullerød 4
N-3241 Sandefjord, Norway | www.svive.gg

INTRODUCTION

Swive Triton Mini is your key to successful gaming. Swive Gaming has designed the ultimate Nordic gaming keyboard for an even better gaming experience. Take full control of your predators with precise mechanical switches that won't let you down. Your new Triton Mini RGB keyboard connects easily and takes you to the next level without lag. Triton Mini is a mechanical RGB keyboard with 61 keys, Triton Mini offers two-color keycaps, RGB backlight, control of hardware backlight, and FN multi-function key combination.

SYSTEM COMPATIBILITY

Windows 2000, XP, Vista, Win7, Win8, Win10, Mac



INDICATION OF FUNCTION CAPS LOCK

When the function caps lock is turned on, the backlight of key Caps is on.
When the function caps lock is turned off, the backlight is off.

ENERGY-SAVING

Without operation for 1 minute, the keyboard backlight will automatically turn off. Without operation for 5 minutes, the keyboard will turn into standby mode. Without operation for 10 minutes, it will turn into Deep Sleep mode. You can tap any key to wake the keyboard.

FN+ [/] • CONTROL THE BRIGHTNESS OF BACKLIGHT

Press  to increase the brightness of backlight. Press  to reduce the brightness of backlight to off. There are four levels of backlight brightness.

FN+ \ | • SWITCH BACKLIGHT MODE

Switch cycle of 18 kinds of backlight modes.

FN+ . > • MONOCHROME BACKLIGHT MODE SWITCH

There are 8 kinds of monochrome backlight and one full color backlight that can be switched on.

FN+;;/” · CONTROL THE SPEED OF BACKLIGHT



Press FN+ ;; to increase the speed of backlight. Press FN+ ” to reduce the speed of backlight to off. There are four grades of backlight speed.

COMBINATION KEYS' FUNCTION SWITCHING AND LOCKING








Press FN + Ctrl (Ctrl on the left side of the keyboard) to switch to activating the second function of combination keys (except the arrow keys). Press FN+Ctrl again, to restore the 9 keys main function Y/U/I/H/J/K/N/M/, <, but the other combination keys still in the second function. Press FN+Ctrl a third time to restore all the combination keys' main functions. Press FN + Shift (Shift on the right side of the keyboard). Arrow keys turn into the second function. Press FN+Shift again, arrow keys function recovery.

Press FN + Shift (Shift on the right side of the keyboard). Arrow keys turn into the second function. Press FN+Shift again, arrow keys function recovery.

FN+ · WIN KEY LOCKING CONTROL

Press FN+  to lock the function of WIN key. Press FN+  again to unlock the function of WIN key.

OTHER FUNCTIONS OF FN KEY COMBINATION

Key	Second function	Key	Second function
	~		PrtSc
	F1		ScrIk
	F2		Pause
	F3		Ins
	F4		Home
	F5		PgUp
	F6		Del
	F7		End
	F8		PgDn
	F9		/ ?
	F10		Alt
	F11		≡
	F12		Ctrl
	Del		

Note: In order to type a question mark (?), you must press FN+Shift (Shift on the left side of the keyboard) +/? at the same time.